



ESSA
STONE



essa™ stone defines contemporary yet timeless style: classically beautiful, remarkably durable and virtually maintenance free. Created with the latest engineering technology, this quartz surface material is composed from around 95% natural quartz, pigments and advanced polymer resin. A meticulously designed colour palette ensures **essa stone** is naturally at home in the most discerning kitchens, bathrooms and commercial interiors.



OR
DEFINING STYLE



Island front and overhead shelving in Laminex® Designed Timber Veneer Chalked Oak. Lower cupboards are Laminex ColourTech® Gloss doors in Polar White Classic Profile for a sleek finish. Walls in Solver 'Intermezzo'. All appliances by SMEG. Stainless steel rangehood is custom made. Sink by Oliveri. Tap by Dorf. Handles are Satin Chrome Handle 869973 from Laminex Designer Handles Range. Island bench, slab ends, galley top and splashback in **essa stone PURITY**.



EASY, OPEN LIVING is enhanced by classic design. The fresh, light colour palette can be readily applied to diverse spaces and architectural styles. Island bench, slab ends, galley top and splashback in essa stone PURITY.

OPEN AND INVITING





Lower cupboards in Laminex Zinc Lustre Mineral finish. Upper doors in Laminex Hazelnut Wood. Splashback Laminex Blue Heaven under glass provides a cool contrast. Walls are in Haymes 'Castlegate'. All appliances by SMEG. Sink by Oliveri. Tap by Dorf. Handles are Satin Chrome Handle 869976 from Laminex Designer Handles Range. Benchtop in essa stone CACAO UMBER.



WITH THE EMPHASIS on horizontal lines to visually broaden the kitchen, this galley design flows into the living zone to create the illusion of space. Conversely, luscious shades of deep chocolate retain a feeling of intimacy. Benchtop in essa stone CACAO UMBER.

COMPACT
YET SPACIOUS



A Laminex Satin Heartwood island face celebrates the natural beauty and grain of timber. The wall of storage cupboards in Laminex Bronzeworks completes the solution. Interior walls are Wattyl 'White' and Exterior wall is Porters Original Stone Paint 'White Rhino'. Cooktop by SMEG. Sinks by Oliveri. Tap by Fantini. Handles are Aluminium Handles 869965 from the Laminex Designer Handles Range. Worktop and ends are **essa stone GREEN TEA**.



REFINED AND SLEEK in design, this expansive island bench stands alone as a stunning focal piece. Cleverly incorporating the functional needs of a worktop, it includes a wet area, preparation area and cooking appliances. A soothing, calm feel is created with essa stone GREEN TEA worktop and ends.

COOL LUXURY





Upper doors in Laminex ColourTech Gloss Moleskin. Lower doors and drawers and island in Laminex Espresso Ligna. Walls are in Wattyl 'White'. All appliances by SMEG. Sinks by Oliveri. Taps by Dorf. Handles are Aluminium Integrated Handle 870144 from Laminex Designer Handles Range. Island and benchtops in **essa stone** SABLE LUXE.



DELIVERING BOTH STYLE AND FUNCTION, this versatile design solution meets the everyday needs of a busy family with ease. Large, uninterrupted areas of worktop in a practical L-shape are complemented by a generous island in essa stone SABLE LUXE.

VERSATILITY AND STYLE



ESSENCE OF LUXURY

Prepare to indulge yourself and be pampered every day. Drawing inspiration from the world's most prestigious hotel bathrooms, these expansive surfaces create a play of light where polished surfaces and matt materials are used in an atmosphere that is seductive and intimate. Moody **essa stone** **BYZANTINE** creates a sleek uninterrupted top.



Featuring square vessels from Caroma. Taps by Dorf. Benchtop in **essa stone** **BYZANTINE**.



UNIQUE COLOURS. **essa stone**'s carefully designed colour palette perfectly coordinates with other leading brands of interior surfaces and Australia's unique aesthetic.

SCRATCH RESISTANT. Quartz is one of the hardest natural materials on earth, naturally resilient and durable.

STAIN RESISTANT. Very low surface porosity prevents staining from spills.

HEAT RESISTANT. The natural quartz gives **essa stone** superior heat resistance when compared to synthetic or laminate surfaces.

STRENGTH. Engineered into the composition, **essa stone** can be used in applications that challenge most natural stones.

EASY CARE. Unlike most natural stone surfaces, **essa stone** requires no sealing or special cleaning products.

CHEMICAL RESISTANT. **essa stone** is unaffected by most household chemicals, acids and oils.

CONSISTENT QUALITY. Unique technology and manufacturing techniques deliver excellence in every **essa stone** slab.

QUALITY ASSURANCE. **essa stone** is supported by a 10 year limited* warranty. Only A-Grade stone slabs are marketed under the **essa** brand.



essa stone has been tested and approved for use in food preparation areas.

TECHNICAL PRODUCT INFORMATION. This is available from **essa stone** by calling 132 136 or by visiting www.essastone.com.au

CARE AND MAINTENANCE. **essa stone** requires very little maintenance to keep the surface in pristine condition for years. For general cleaning, a wipe with warm soapy water and a damp cloth is adequate. For stubborn spills we recommend a common cream cleanser.

Detailed Care and Maintenance instructions are provided with your warranty card.

DESIGN DETAILS. **essa stone** comes in one sheet size 3000mm x 1400mm x 20mm thick and can be fabricated in a variety of ways to achieve stunning looks.

EDGE PROFILES. The following are examples of edge profiles that can be fabricated into the **essa stone** surface.

20mm pencil round



40mm pencil round



20mm arris



20mm bevel



40mm bevel



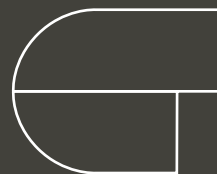
20mm bullnose




20mm half bullnose



40mm bullnose




mitre edge 50 -100mm



DEFINING FEATURES

*Please obtain a copy of the **essa stone** 10 Year Limited Warranty from The Laminex Group or an approved supplier.






purity




crystal salt



basmati




platinum




sable luxe




chinchilla



wild truffle



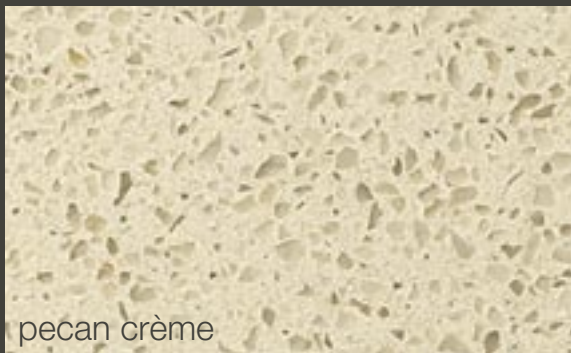
byzantine



pearl fondant




cairo



pecan crème




green tea



pashmina



praline



cacao umber




ebony quartz

Carefully developed in Australia for our unique market, the **essa stone** colour palette defines contemporary and emerging design trends.

DEFINING COLOUR



essa stone has a network of expert fabricators around Australia to fabricate and install your **essa stone** surfaces. For more information visit www.essastone.com.au or call 132 136. To obtain a sample, or the location of your closest **essa stone** display call 1800 002 204.



The Laminex Group. A division of Laminex Group Pty Limited ABN 98 004 093 092. The colours of the photographs depicted in this brochure are as close to the **essa stone** range as photographic lighting and modern printing process allow. **essa stone** is marketed and distributed by The Laminex Group. **essa** is a registered trademark of Laminex Group Pty Limited.

